



Application

Contec COMS (Contec Oil Mist Separators) for the extraction and filtration of oil mist are used for large-scale compressors, gas and steam turbines, generators and other equipment with oil systems to ensure clean, oil-free exhaust air. 99.98% of solid and liquid particles and aerosols down to 0.1 micron are removed and high-quality oil can be regained. The COMS high-efficiency filter system prevent the emission of oil mist into the atmosphere and therefore guarantee oil-free technically absolutely clean exhaust air. Additionally due to the coalescing effect high-quality lubrication oil including all its additives is regained and recycled into the process.

Material

Housing	<ul style="list-style-type: none"> • Steel S235JR, fully galvanized, outside painted or • Stainless steel 316/316L, glass bead blasted or painted • Internal parts aluminium, no brass or copper or out of stainless steel
----------------	---

General specification

Housing	Ø 400 x 763 mm
Pillar tube	300 mm
Total height	ca. 1.524 mm
Inlet flange	DN 100 PN 16 or 4" ANSI 150 lbs RF
Exhaust	2" pipe socket with IG, DN 50 PN 16 or 2" ANSI 150 lbs RF
Weight	ca. 80 kg
Operation pressure	max. -0,2 to 0 bar
Operation tem.	max. 60 °C

Filter elements

Glass fibre fleece with inorganic binder	
Type	COMS-1500-S-50
Quantity	9 off
Separation degree	99,98 % at 0,1 droplet size, Residual oil content < 0,1 mg/m ³ *

* tested by the Institute of Energy and Environmental Technology e. V. (IUTA) in Duisburg in accordance with ISO 12500-1:2007e

E-Motor

Power	1,1 kW
Voltage	230/400 V, 50 Hz
IP rating	IP 55

Available as "G"-series with foreign motor acc. specification

Side channel blower

Sound Pressure Level	67 dB(A) at 50 Hz
Flow rate	190 Nm ³ /h at -60 mbar Δp 50 Hz 240 Nm ³ /h at -60 mbar Δp 60 Hz



Scope of supply

The CONTEC-Oil Mist Separator are supplied fully assembled and ready for installation including:

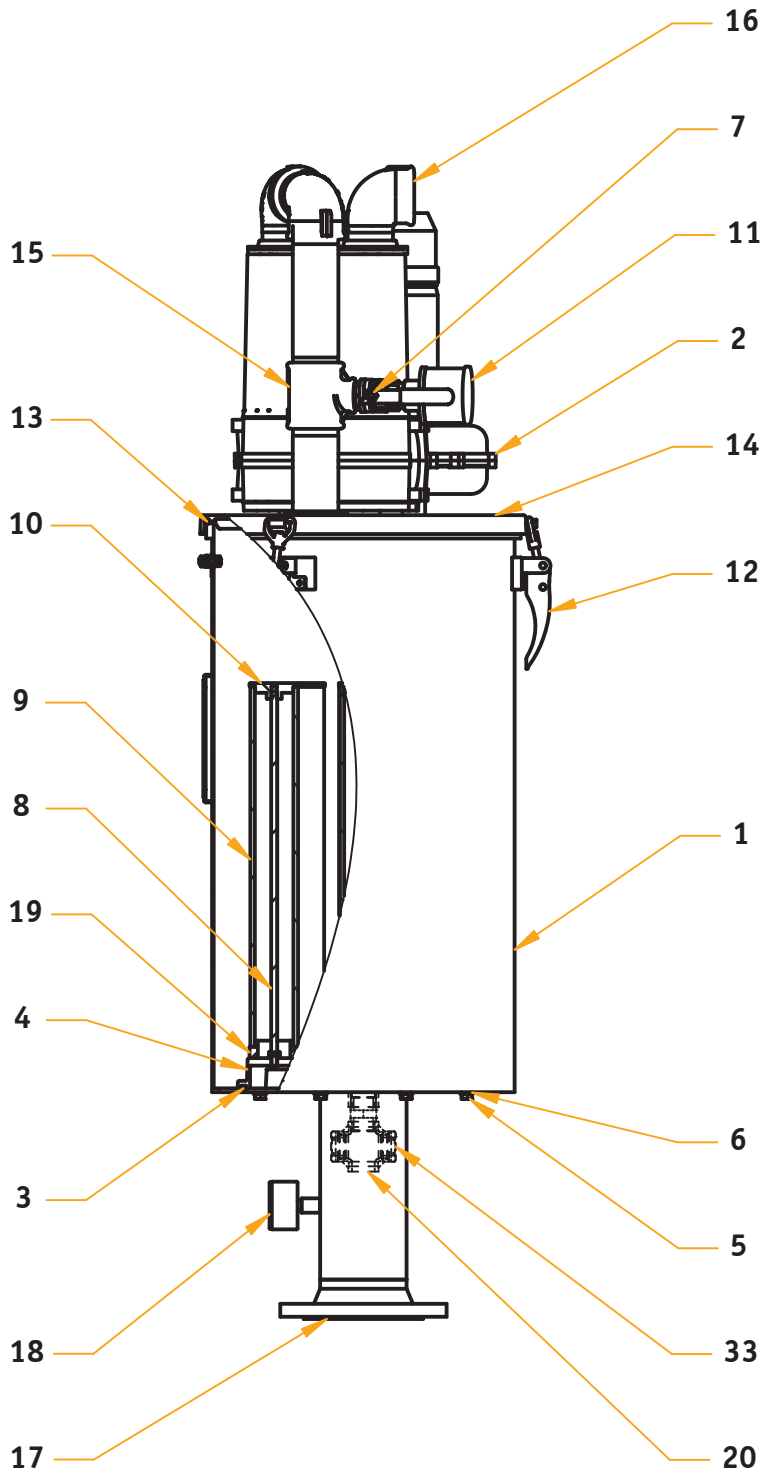
- One set of filter elements
- Negative pressure gauge
- Hand ball valve for negative pressure control
- Air suction filter
- Oil sight flow glass

Options

- Ex/ATEX
- Redundant series (2 x 100 %)
- Integrated bypass
- Recirculator
- Series without motor/blower unit
- Adapter flange tube for inner oil return flow

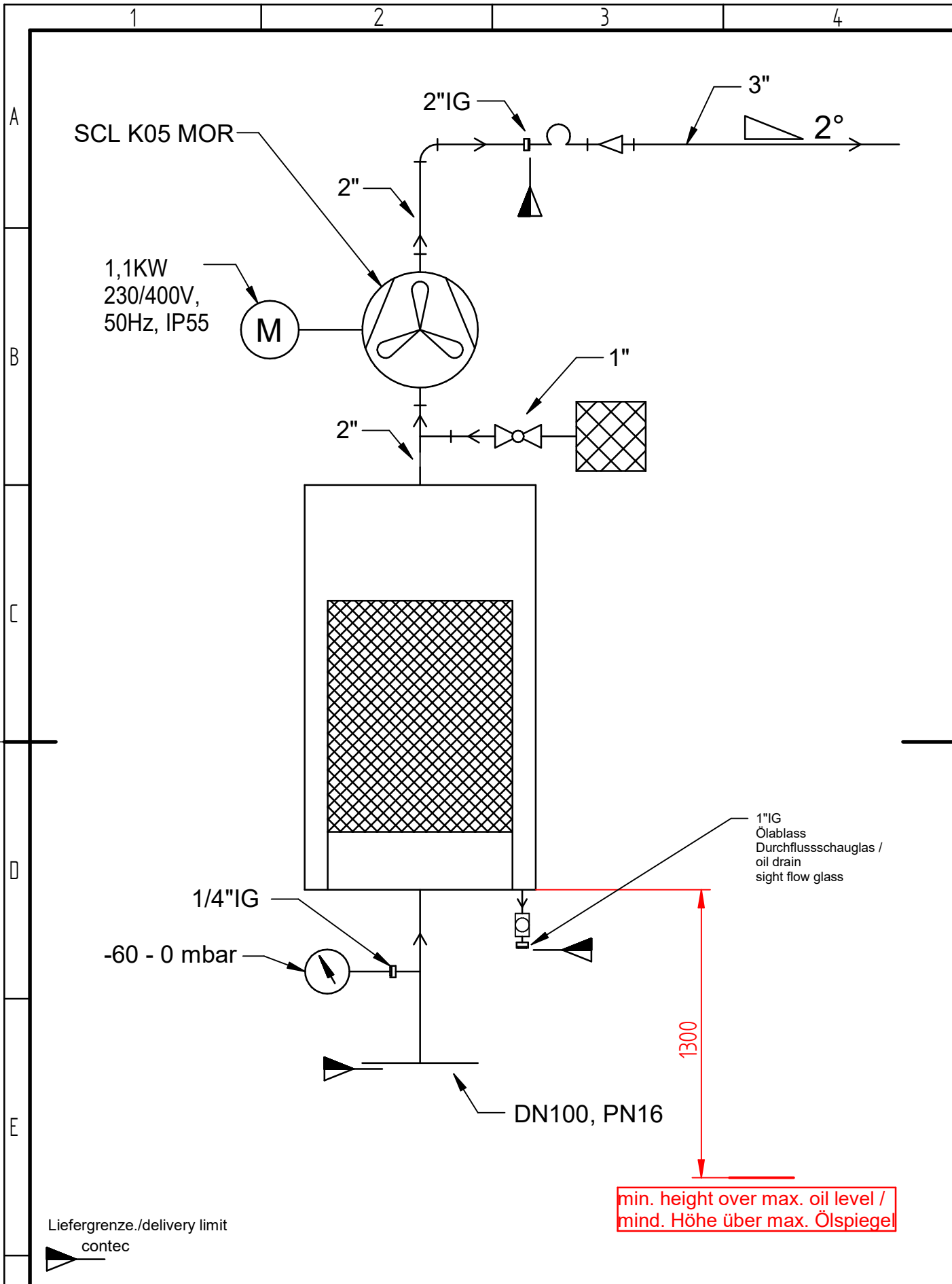


Oil Mist Separator type 1500/980

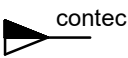


The installation

1. Housing
2. Side channel blower
3. O-Ring
4. Filter base
5. Fastening Screw
6. Seal
7. Hand Valve
8. Tie Rod
9. Filter element
10. Retaining Cap
11. Air-Suction-Filter
12. Catch
13. O-Ring
14. Housing Cover
15. Inlet T-Piece
16. Exhaust
17. Pillar Tube with Flange
18. Negative Pressure Gauge
19. Filter Element Base
20. Oil Drain Connection
21. ---
22. ---
23. ---
24. ---
25. ---
26. ---
27. ---
28. ---
29. ---
30. ---
31. ---
32. ---
33. Oil drain sight glass



Liefergrenze./delivery limit



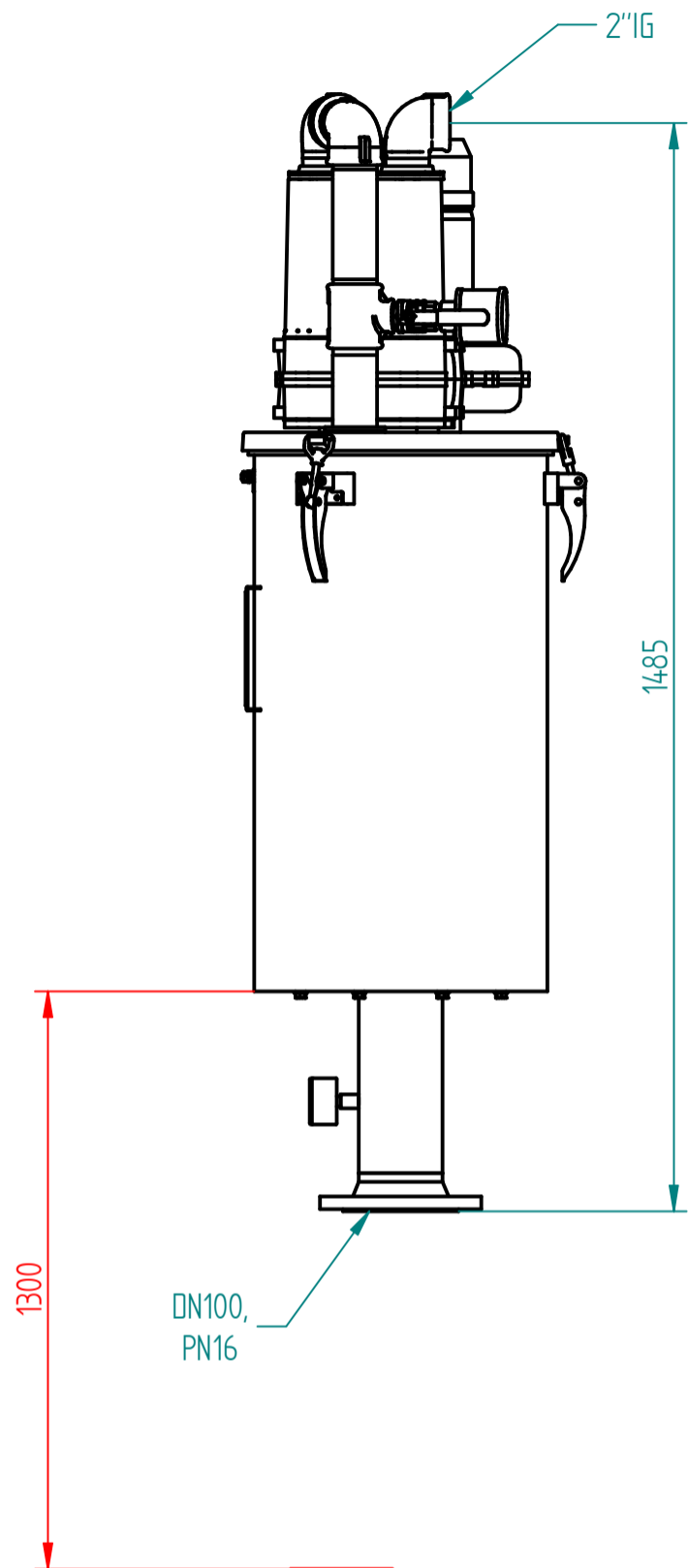
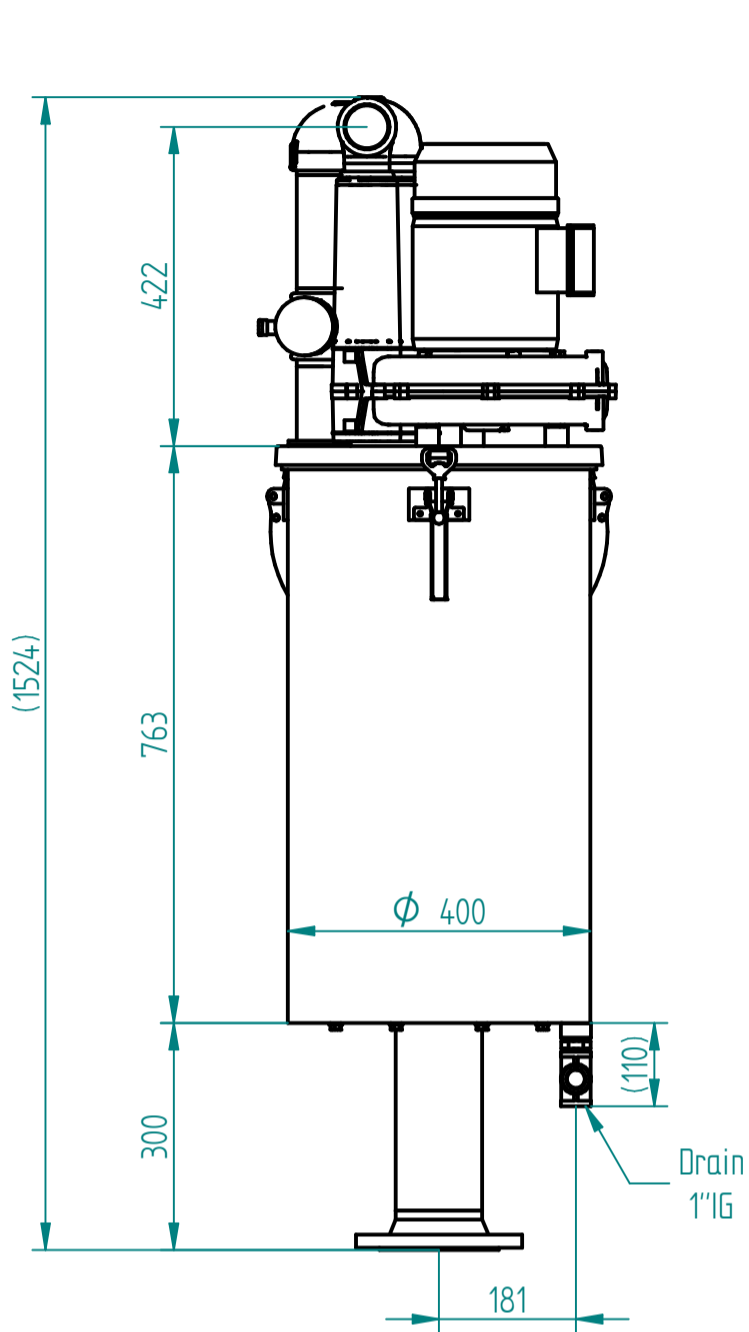
Refer to protection notice ISO 16016 /
Schutzvermerk nach ISO 16016 beachten

The reproduction, distribution and utilization of this document as well as the communication of its contents to others without express authorization is prohibited. Offenders will be held liable for the payment of damages. All rights reserved in the event of the grant of a patent, utility model or design.

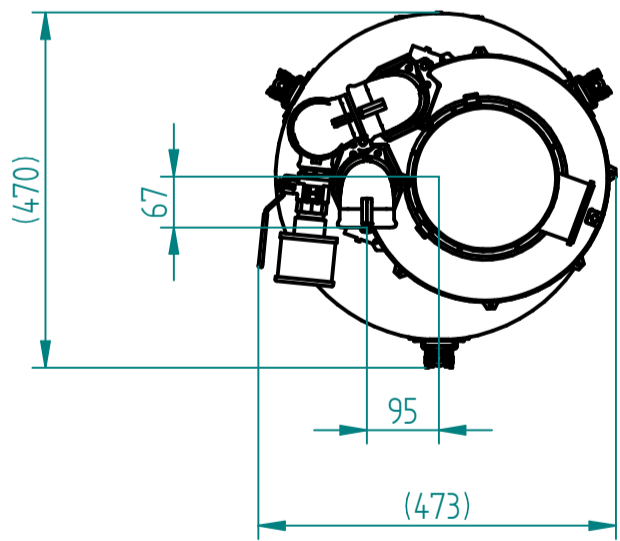
Weitergabe sowie Vervielfältigung dieses Dokuments, Verwertung und Mitteilung seines Inhalts sind verboten, soweit nicht ausdrücklich gestattet. Zuwiderhandlungen verpflichten zu Schadensersatz. Alle Rechte für den Fall der Patent-, Gebrauchsmuster- oder Designeintragung vorbehalten.

Oil mist separator / Ölnebelabscheider				
Revision	00	01	02	03
Date	03.12.2019			
Designed by	Pützstück			
Checked by				
Approved by				
contec: clean solutions on demand®		Project code / Projekt Kennwort		

	Scale / Maßstab : 1:1
	Material / Werkstoff :
Description / Bezeichnung 1500-980-M00	
Drawing/Job no. / Zeichnungs/Auftragsnr.	Sheet / Blatt: A4 2/3



min. height over max. oil level /
mind. Höhe über max. Ölspiegel



<p>Refer to protection notice ISO 16016 / Schutzvermerk nach ISO 16016 beachten</p> <p>The reproduction, distribution and utilization of this document as well as the communication of its contents to others without express authorization is prohibited. Offenders will be held liable for the payment of damages. All rights reserved in the event of the grant of a patent, utility model or design.</p> <p>Weitergabe sowie Vervielfältigung dieses Dokuments, Verwertung und Mitteilung seines Inhalts sind verboten, soweit nicht ausdrücklich gestattet. Zuwiderhandlungen verpflichten zu Schadensersatz. Alle Rechte für den Fall der Patent-, Gebrauchsmuster- oder Designeintragung vorbehalten.</p>	Oil mist separator / Ölnebelabscheider					Scale / Maßstab : 1:10
	Revision	00	01	02		03
	Date	03.12.2019				Description / Bezeichnung 1500-980-M00
	Designed by	Pützstück				
Checked by					Drawing/Job no. / Zeichnungs/Auftragsnr.	
Approved by					Project code / Projekt Kennwort	Sheet / Blatt: A3
				Drawing/Job no. / Zeichnungs/Auftragsnr.	1/3	